

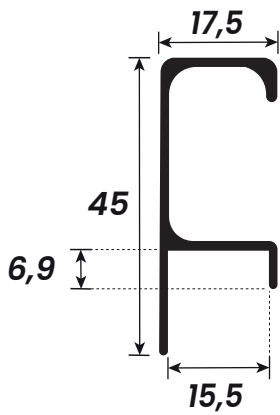


ALUMÍNIO

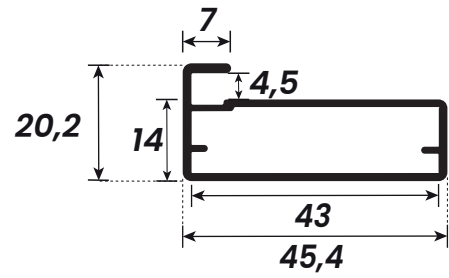
LINHA MOVELEIRA

poliformas 
ALUMÍNIOS E FERRAGENS

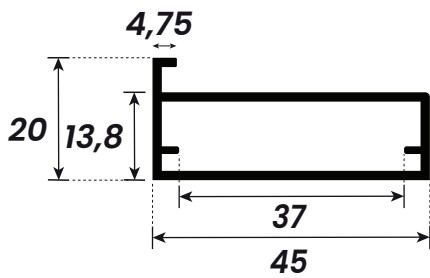
CÓDIGO	PESO (kg/m)	DESCRIÇÃO	PÁGINA
AM-047-L	0,303 kg	Puxador G de Encaixe 15mm Leve	01
AM-059	0,433 kg	Perfil para Porta de 45mm com Aba de 9mm	01
AM-125	0,367 kg	Perfil para Porta de 45mm com Aba de 4mm	01
AM-130	0,301 kg	Puxador para Porta de Armário 20mm	01
AM-134	0,317 kg	Trilho Superior para Porta de Correr	01
AM-127-N	0,250 kg	Trilho Inferior para Porta de Correr com Eixo de 33,8mm	01
AM-161	0,516 kg	Puxador Meia Lua (intermediário) para Porta 60mm	02
AM-093	0,733 kg	Perfil para de 70mm com Aba de 9mm	02
AM-131	0,318 kg	Puxador para Porta de Armário 22MM	02
AM-053	0,313 kg	Puxador para Porta de Correr em MDF de 15mm (Meia Lua)	02



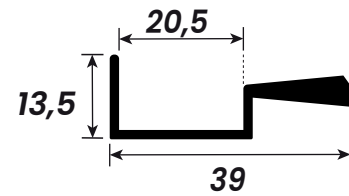
Cód. Poliformas	Peso (kg/m)
AM-047-L	0,303



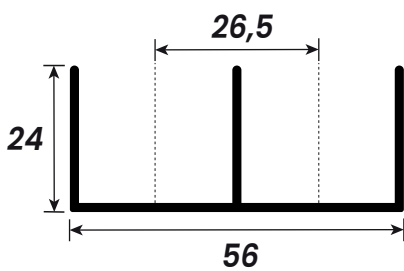
Cód. Poliformas	Peso (kg/m)
AM-059	0,433



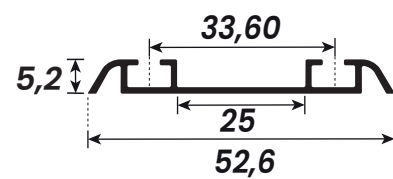
Cód. Poliformas	Peso (kg/m)
AM-125	0,367



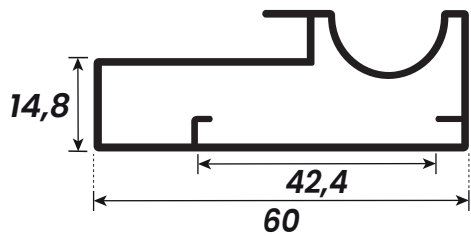
Cód. Poliformas	Peso (kg/m)
AM-130	0,301



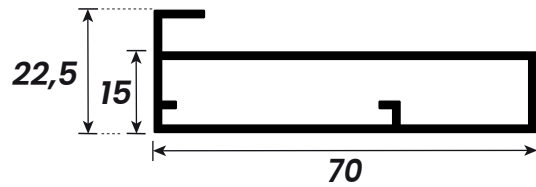
Cód. Poliformas	Peso (kg/m)
AM-134	0,317



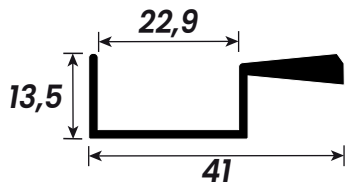
Cód. Poliformas	Peso (kg/m)
AM-127-N	0,250



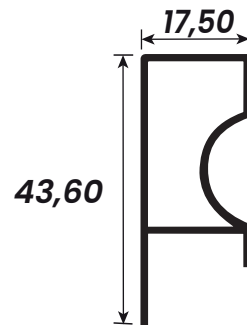
Cód. Poliformas	Peso (kg/m)
AM-161	0,516



Cód. Poliformas	Peso (kg/m)
AM-093	0,733



Cód. Poliformas	Peso (kg/m)
AM-131	0,318



Cód. Poliformas	Peso (kg/m)
AM-053	0,313



Rua C-103, Qd 208, Lt 06 - Setor Sudoeste CEP: 74303-075 - Goiânia - Goiás
(62) 3247 3610
www.poliformas.com.br